

WarmRain Specification for model:
WR 490 Neo-Angle shower



Warm Rain model WR 490 Neo-Angle shower fixtures are constructed of reinforced polyester resin covered with a high gloss gel-coat of 18 - 20 mil. thickness. The reinforced fiberglass has a minimum content of 18 % fiberglass.

The bottom base of the unit is constructed of 1/2" end-grained balsa wood sandwiched between 2 layers of reinforced fiberglass. The base is an integral part of the unit.

The inside bottom floor will be textured. The texture bottom floor meets and exceeds ASTM Safety Specification F-462.

The unit will measure 39" x 39" x 83" and has a 6" front outside threshold.

The front apron of all units will have wood support along the entire length to help prevent the corners from chipping or bowing in or out.

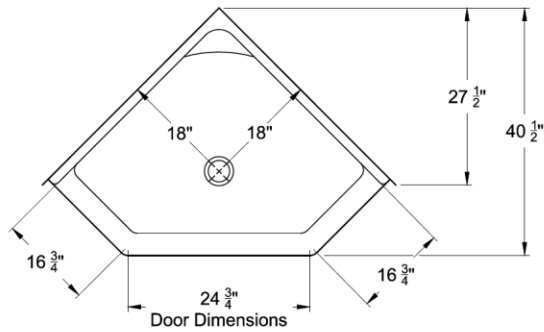
The WR 490 will have wood support for a shower door and a curtain bracket.

These units have the option of being reinforced for the future installation of grab bars.

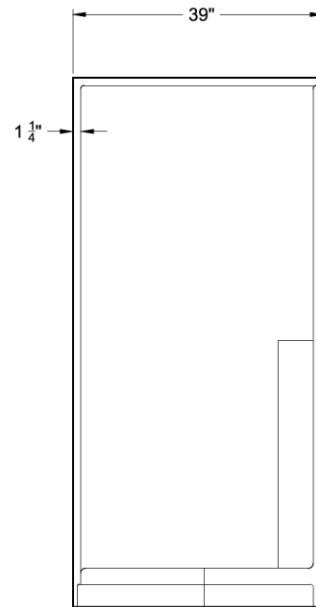
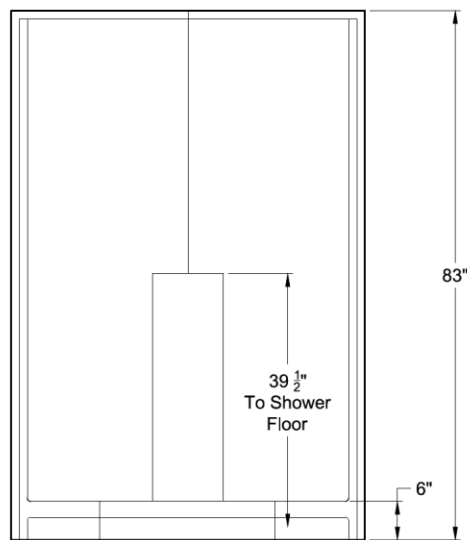
These Warm Rain showers arrive on site fully tested, inspected, and certified to meet or exceed the precise standards established by FHA/HUD, materials bulletin 73, American National Standards Z-124.1 and Z-124.2, ASTM/E-84.



WarmRain Specification for model:
WR 490 Neo-Angle shower



WR 490



9-7-12

